



# Prevalence of Child Maltreatment Types in Canada with a Focus on Age, Gender, and Sexual Identity

Julie-Anne McCarthy, Samantha Salmon, Ana M. Osorio, Lauren MacGowan, Gurlaj Sandhu, Ben Mathews, Ashley Stewart-Tufescu, Tamara L. Taillieu, & Tracie O. Afifi

## Introduction

- Child maltreatment is associated with poor health outcomes throughout the life-course.
- Epidemiological studies often only include three types of child maltreatment (CM).
- This leads to knowledge gaps when examining prevalence and impacts resource allocations.

## Study Aim

Provide updated and detailed prevalence estimates of five types of child maltreatment in Canada: emotional, physical, and sexual abuse, physical neglect, and exposure to intimate partner violence (EIPV)

## Sample & Methods

- **N=3,998**
- Participants (aged 18-49 years) from across the 10 provinces in Canada
- 2024 cross-sectional survey on their child maltreatment histories
- Descriptive analyses and logistic regressions to examine child maltreatment types according to age, gender & sexual identity.

## Variable Definitions

- **Any CM** = at least one (or more) types of child maltreatment
- **Gender diverse (other gender identity)** = trans female, trans woman, trans male, trans man, gender queer, gender non-conforming, non-binary, two-spirit, prefer not to have a label, other, I don't know, & prefer not to answer.
- **Other sexual identity** = prefer not to have a label, other, I don't know, & prefer not to answer.

## Findings: Prevalence

Percentage (%) of participants reporting of a history of childhood ...

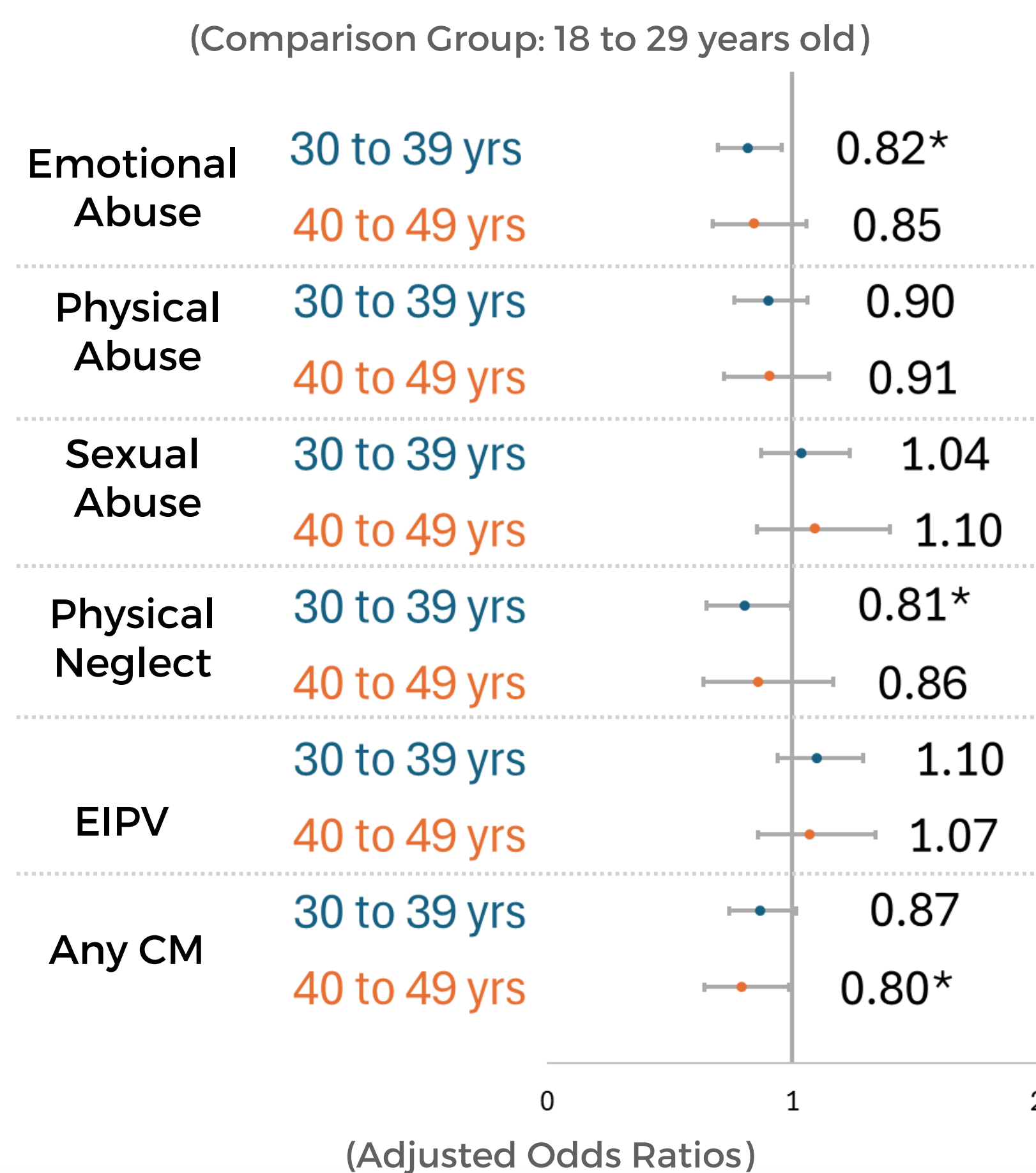
- Emotional abuse 35%
- Physical abuse 26%
- Sexual abuse 26%
- Physical neglect 15%
- EIPV 34%

## Findings: Age

Compared to 18 to 29 years (youngest group)..

- **30 to 39 year-old** participants had lower odds of emotional abuse and physical neglect
- **40 to 49 year-old** participants had lower odds of any CM

Figure 1. Differences in child maltreatment types by age cohort



Odds ratio adjusted for gender, sexual identity, age cohort, province of residence, household income, and highest educational qualification. \*p ≤ .05; \*\*p ≤ .01; \*\*\*p ≤ .001

## Findings: Gender

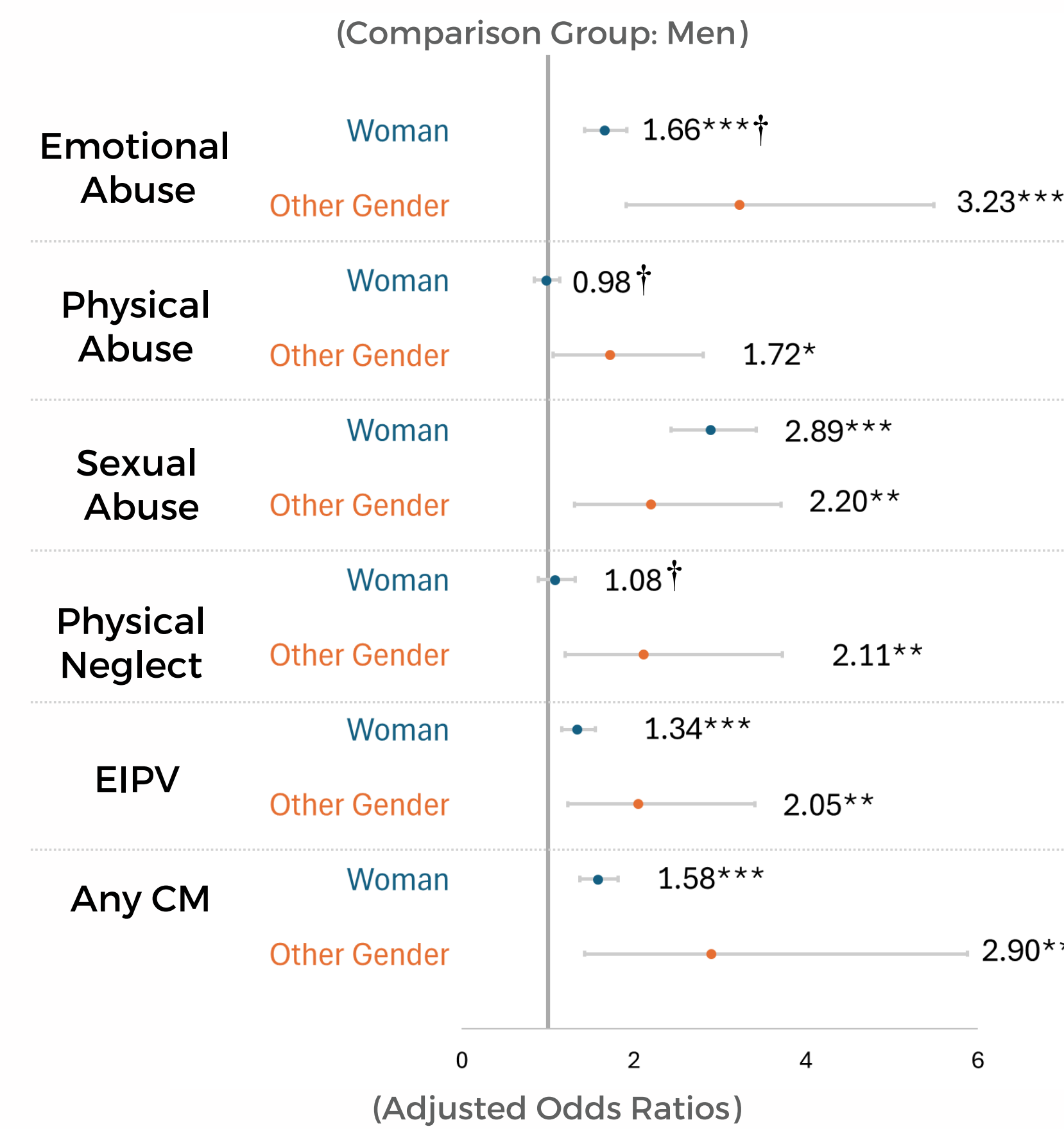
Compared to men...

- **Gender diverse** individuals had greater odds of all types of abuse
- **Women** had greater odds of emotional abuse, sexual abuse, EIPV & any CM

Compared to women...

- **Gender diverse** individuals had greater odds of emotional abuse AOR=2.50 (95% CI=1.15-3.30), physical abuse AOR=2.29 (95% CI=1.09-2.85), and physical neglect AOR=2.34 (95% CI=1.11-3.42)

Figure 2. Differences in child maltreatment types by gender identity



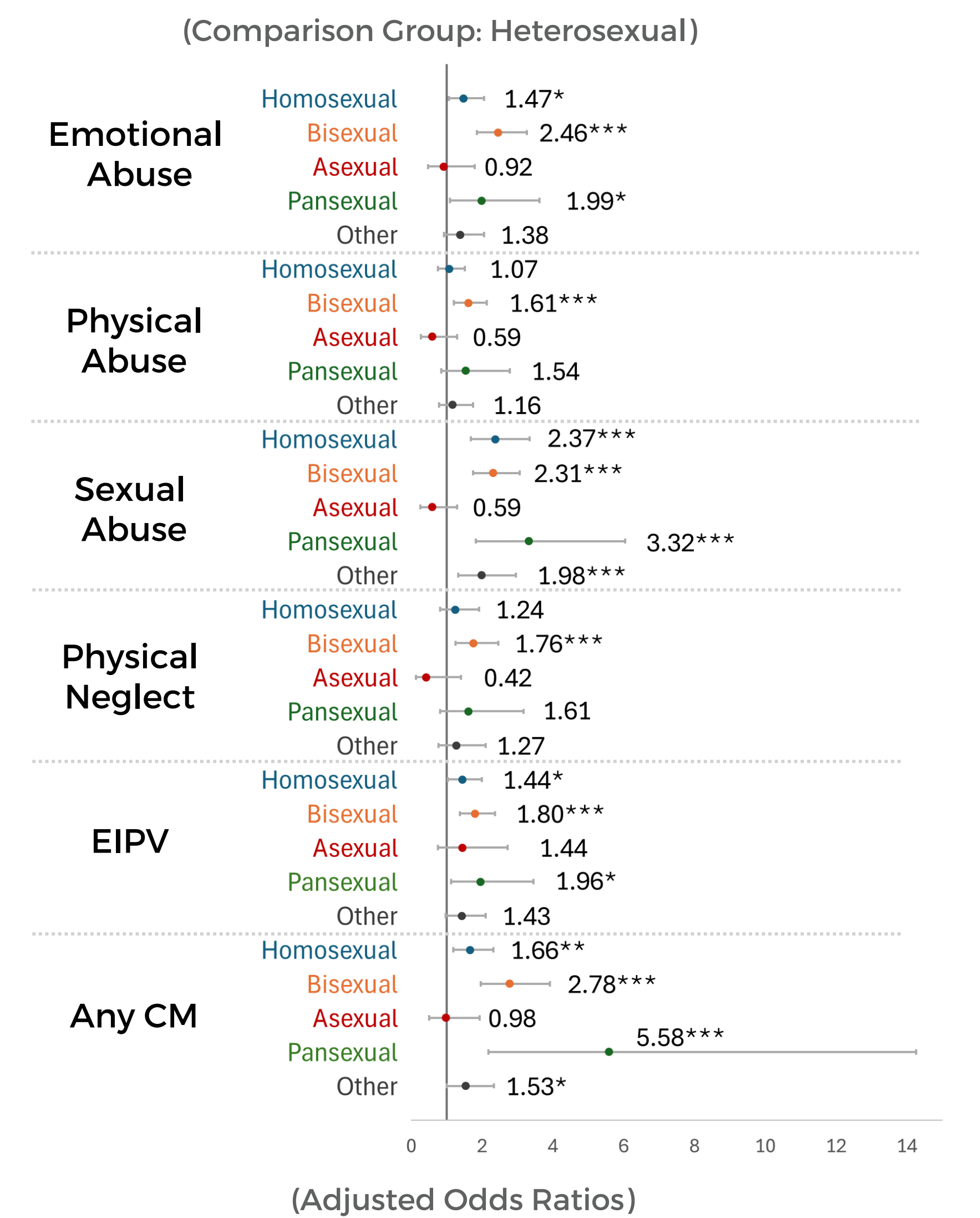
Odds ratio adjusted for gender, sexual identity, age cohort, province of residence, household income, and highest educational qualification. \*p ≤ .05; \*\*p ≤ .01; \*\*\*p ≤ .001  
† Significant (p ≤ .05) difference between 'other gender' compared to 'women'.

## Findings: Sexual Identity

Compared to heterosexual individuals, people who identified as...

- **Bisexual** had greater odds of reporting all types of child abuse experiences
- **Homosexual or pansexual** had greater odds of emotional abuse, sexual abuse, EIPV & any CM

Figure 3. Differences in child maltreatment types by sexual identity



Odds ratio adjusted for gender, sexual identity, age cohort, province of residence, household income, and highest educational qualification. \*p ≤ .05; \*\*p ≤ .01; \*\*\*p ≤ .001



## Conclusion

Child maltreatment continues to be prevalent in Canada, with important differences noted based on age, gender, and sexual identity; targeted prevention and intervention strategies remain critical.



